



Edelbrock High Flow 8" Air Cleaner Element
for Harley-Davidson® Twin Cam® EFI Engines
Catalog # 8679
INSTALLATION INSTRUCTIONS

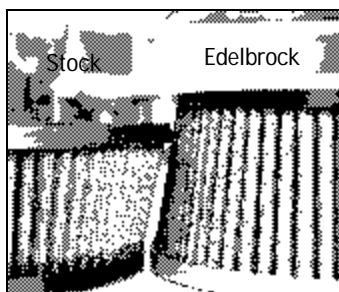
PLEASE study these instructions carefully before installing your new High-Flow Air Cleaner Element for Harley-Davidson® Twin Cam® EFI engines. If you have any questions or problems, do not hesitate to contact our Technical Hotline at: 1-800-416-8628, from 7am-5pm, Monday-Friday, Pacific Standard Time, or via e-mail at: Edelbrock@Edelbrock.com.

• Description:

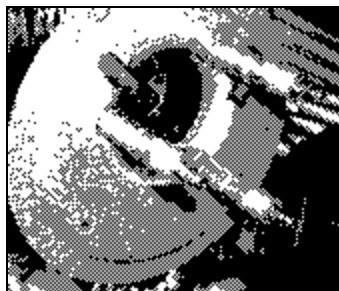
This Edelbrock High-Flow Air Cleaner Element is designed to supply increased air flow for modified engines using the Edelbrock Power Package for Twin Cam EFI engines. It is 1/2" taller than the stock air cleaner, and also requires the use of an 8" air cleaner cover (not supplied).

<ul style="list-style-type: none"> Kit Contents: 		
<u>Qty.</u>	<u>Description</u>	
1	Air Cleaner Element	
3	Set Screws (Allen Head)	
3	1/4" I.D. x 1/2" Spacers	
3	1/4" Washers	
3	1/4" Nylon Lock Nuts	


Note: The Edelbrock High-Flow Air Cleaner is 1/2" taller than stock. The taper is reversed, which will require the use of an 8" air cleaner cover.



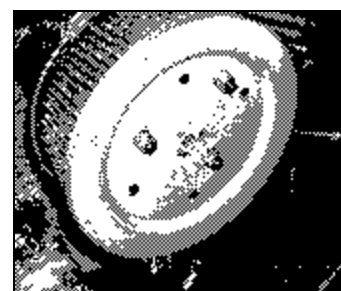
2. Slip the 1/2" spacers over the set screws.



1. Install the 3 supplied set screws into the original air cleaner bolt holes using a 1/8" Allen wrench. Apply a small amount of blue Loctite to the threads before installation.



3. Place the air cleaner element over the set screws and secure the air cleaner with the supplied washers and nylon locknuts.



4. Install your air cleaner cover. An 8" diameter cover must be used. Notice that there are four additional holes in the air cleaner plate. These are to allow use of the filter on early OEM Harley (Magneti Marelli) fuel injection. These will be sealed when the air cleaner cover is installed. Therefore, unfiltered air will not be allowed into the engine.

The words Twin Cam, Harley, and Harley-Davidson are registered trademarks of Harley-Davidson, Inc., Milwaukee, Wisconsin, USA, and are used in this instruction sheet for reference only.

*Edelbrock is a registered trademark of Edelbrock Corporation
2700 California St., Torrance, CA 90503, USA*

Edelbrock Corporation • 2700 California St. • Torrance, CA 90503

Tech Line: (800) 416-8628

Office: (310) 781-2222

E-Mail: Edelbrock@Edelbrock.com